

3D play units
2D EPDM graphics



2024/2025

3D PROGRAM CATALOG

3D PROGRAM

whole new play experience


DIVERSITY

We offer more than hundred unique 3D play units. Each product is not only aesthetically pleasing but also mechanically strong, offering both play, seating and meeting opportunities.



DESIGN

All 3D play units have been carefully designed to appeal to children, encouraging them to move, interact, imagine and have fun. Products can be custom made in different colors.



SAFETY

Each 3D play unit is covered with very durable rubber surface. All products are **EN1176** certified, comply with **ASTM F1487** and meet hygienic standards of **EN71** and **REACH 494/2011**.



QUALITY

All our products are handmade in Czech Republic. We use high quality rubber granules and **UV stable aliphatic polyurethane binder**.

>4000

3D play units

More than 4000 3D play units produced since 2012.

>1500

satisfied customers

More than 1500 projects including 3D play units finished worldwide.

1.

the first one

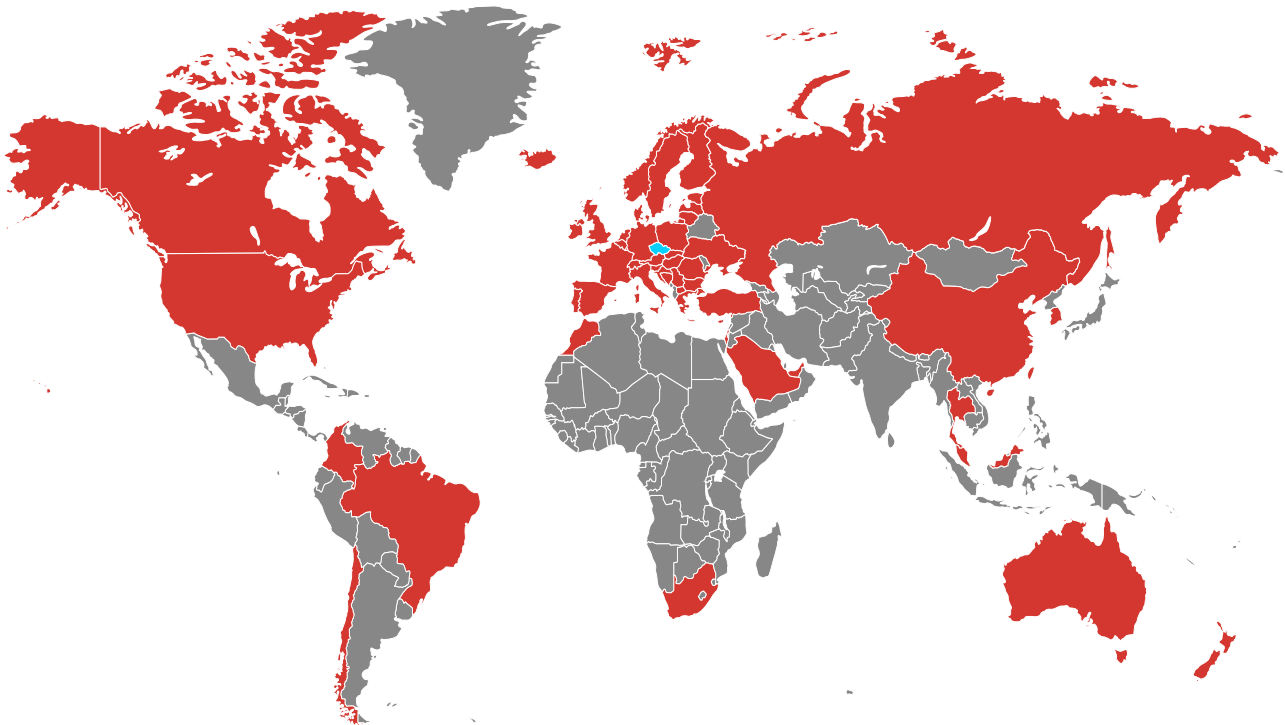
In 2012 we came up with the idea of 3D EPDM play units and produced the first product - the ladybird.

55

countries

Our products are exported to 55 countries worldwide.

In 2012 we gave the world 3D EPDM play units. We perfected the process of shaping EPDM to bring safe and colorful play to playgrounds all around the world. **Our products are trademarked and registered with EU Intellectual Property Office.**









CLASSIC

There are 56 CLASSIC play units. The 3D animals enhance the look and feel of a facility and also create a greater sense of adventure to feed children's imagination and make play even more fun.

Children will love to fly to the clouds on the back of the Bee or fight off evil astride the Spider. They can balance on the legs of the Octopus or have a rest on the belly of the Sleeping Farmer.

The size of the animals creates a three dimensional environment where they can be played on top of, at the side of or all around. They can be conquered or used to hide behind.



Visit our website
to learn more.





LADYBIRD

C01
1750 x 1400 x 870mm
110kg



REPTILE (with tube)

C02, C02t
2455 x 1495 x 820mm
tube: PVC / stainless steel
230kg, 250kg



OCTOPUS

C03
4745 x 4795 x 850mm
1200kg



MAYBUG

C04
1930 x 1645 x 800mm
140kg



MALLARD/DUCK

C05m, C05d
2180 x 1400 x 800mm
170kg



TIGER

C06
1790 x 1495 x 830mm
140kg



TURTLE

C07
1750 x 1495 x 800mm
140kg



SLEEPING FARMER

C08
2210 x 2280 x 860mm
375kg



BEE

C09
1750 x 1645 x 1140mm
150kg



DOG

C10
1810 x 1495 x 820mm
190kg



FROG (with tube)

C11, C11t
1750 x 1495 x 900mm
tube: PVC / stainless steel
140, 160kg



LITTLE DRAGON (with tube)

C12, C12t
2665 x 1495 x 1200mm
tube: PVC / stainless steel
200kg, 220kg



SNAIL with tube

C13t
1930 x 1400 x 1010mm
tube: PVC / stainless steel
170kg



PIG

C14
1970 x 1495 x 810mm
150kg



CRAB

C15
3500 x 2880 x 900mm
550kg



LION

C16
1940 x 1495 x 880mm
170kg



SPIDER

C17
2330 x 2880 x 800mm
180kg



CAT

C18
1990 x 1495 x 830mm
140kg



HEDGEHOG

C19
1870 x 1495 x 900mm
160kg



HIPPO (with tube)

C20, C20t
2120 x 1495 x 800mm
tube: PVC / stainless steel
180kg, 200kg



COW (with tube)

C21, C21t
1820 x 1495 x 820mm
tube: PVC / stainless steel
150kg, 170kg




HARE

C22
1860 x 1495 x 1000mm
140kg



WOLF

C23
1990 x 1495 x 850mm
150kg



ELEPHANT with slide

C24o
3310 x 1400 x 1330mm
tube: PVC / stainless steel
200kg



ELEPHANT (with tube)

C24, C24t
1815 x 1495 x 800mm
tube: PVC / stainless steel
180kg, 200kg



WHALE (with tube)

C25, C25t
1820 x 1400 x 1000mm
tube: PVC / stainless steel
140kg, 160kg



BULL (with tube)

C26, C26t
1820 x 1495 x 1000mm
tube: PVC / stainless steel
160kg, 180kg



RHINO (with tube)

C27, C27t
2260 x 1495 x 850mm
tube: PVC / stainless steel
170kg, 190kg



CROCODILE (with tube)

C28, C28t
2635 x 1495 x 880mm
tube: PVC / stainless steel
170kg, 190kg



GRIZZLY / PANDA

C29-G, C29-P
1750 x 1645 x 800mm
140kg



STEGOSAURUS

C30
2280 x 1495 x 950mm
160kg



PUFFERFISH

C31
2120 x 1660 x 990mm
130kg





MOLE (with tube)

C32, C32t
2010 x 1495 x 800mm
tube: PVC / stainless steel
140kg, 160kg



CAPYBARA (with tube)

C33, C33t
1750 x 1495 x 800mm
tube: PVC / stainless steel
140, 160kg



DRAGON (with tube)

C34, C34t
2635 x 1495 x 900mm
tube: PVC / stainless steel
170kg, 190kg



BAT with tube

C35t
1750 x 3335 x 800mm
tube: PVC / stainless steel
170kg



SHEEP (with tube)

C36, C36t
1780 x 1495 x 810mm
tube: PVC / stainless steel
190kg, 210kg



ANT

C37
2600 x 2670 x 840mm
210kg




CHAMELEON (with tube)

C38, C38t
3525 x 1495 x 910mm
tube: PVC / stainless steel
390kg, 410kg











MINI

The MINI range contains 23 smaller units that complement well with the CLASSIC play units. Children can hide inside the snail shell or climb on top of the hedgehog, their limitless imagination will create the story.



Visit our website to learn more.





MINI BEE

M01
1120 x 920 x 750mm
65kg



MINI DOG

M02
1160 x 1015 x 740mm
65kg



MINI HARE

M03
1220 x 900 x 935mm
65kg



MINI CAT

M04
1290 x 900 x 740mm
60kg



MINI HEDGEHOG

M05
1190 x 900 x 780mm
65kg



MINI FROG (with tube)

M06, M06t
1120 x 900 x 780mm
tube: fiberglass / stainless steel
65kg, 75kg



MINI PIG

M07
1125 x 900 x 740mm
65kg



MINI TIGER

M08
1190 x 900 x 740mm
60kg



MINI COW (with tube)

M09, M09t
1310 x 900 x 815mm
tube: fiberglass / stainless steel
60kg, 70kg



MINI TURTLE

M10
1120 x 900 x 740mm
60kg



MINI LADYBIRD

M11
1120 x 900 x 850mm
55kg



MINI OCTOPUS

M12
2185 x 2025 x 740mm
280kg



MINI SNAIL (with tube)

M13, M13t
1150 x 900 x 740mm
tube: fiberglass / stainless steel
60kg, 70kg



MINI MOLE (with tube)

M14, M14t
1300 x 900 x 740mm
tube: fiberglass / stainless steel
60kg, 70kg



MINI SHEEP (with tube)

M15, M15t
1160 x 940 x 750mm
tube: fiberglass / stainless steel
80kg, 90kg



WORM

M16
3970 x 900 x 990mm
155kg



BUTTERFLY

M17
3350 x 2085 x 740mm
100kg




ASTRONAUT

M18
1510 x 1670 x 740mm
110kg











BASIC

The BASIC range is a great addition to the 3D animals to complete the play area. Children can hop around from one Palisade onto another or sit down for a bit and build a castle out of the Little Builder.



*Visit our website
to learn more.*







PALISADE

- B01-2: 200 x Ø235mm, 8kg
- B01-3: 300 x Ø235mm, 11kg
- B01-4: 400 x Ø235mm, 14kg
- B01-5: 500 x Ø235mm, 19kg
- B01-6: 600 x Ø235mm, 21kg



MUSHROOM

- B02-3: 300 x Ø370mm, 18kg
- B02-4: 400 x Ø370mm, 20kg
- B02-5: 500 x Ø370mm, 23kg
- B02-6: 600 x Ø370mm, 28kg



LITTLE BUILDER

- B03
- 600 x 400 x 420mm (box)
- 54kg




SANDBOX (one module)

- B04
- 900 x 230 x 330mm
- 25kg



DIDACTIC CUBE

- B05
- 520 x 520 x 520mm
- 25kg



CATERPILLAR

- B06
- 4260 x 2390 x 270mm
- 165kg





SUN

B07
1760 x 1760 x 270mm
110kg



SPHERE

B08a-3: Ø300mm, 12kg
B08a-4: Ø400mm, 20kg
B08a-5: Ø500mm, 40kg
B08a-6: Ø600mm, 70kg
B08a-7: Ø700mm, 100kg



SPHERE

Ø1000mm
B08b-10: 130kg
B08b-10h: climbing holds, 135kg
B08b-10p: PVC tube, 190kg
B08b-10s: stainless steel tube, 190kg



SPHERE

Ø1600mm
B08c-16: 280kg
B08c-16h: climbing holds, 285kg
B08c-16p: PVC tube, 340kg
B08c-16s: stainless steel tube, 340kg



HALF SPHERE

B09-3: Ø300mm x 150mm, 6kg
B09-4: Ø400mm x 200mm, 10kg
B09-5: Ø500mm x 250mm, 20kg
B09-6: Ø600mm x 300mm, 35kg
B09-7: Ø700mm x 350mm, 50kg




STARFISH


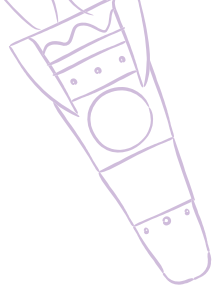
B10
1700 x 1785 x 425mm
110kg



HALF SPHERE HOPSCOTCH



B11
9x Ø300mm
54kg





EXTRA

The EXTRA play units are fun for the little ones as well as for teenagers. The younger ones can jump around on the Hill On Springs or hide in the Fox Burrow while the older ones can climb on top of the Lighthouse or make their way up through the tube of the Flying Saucer and enjoy the slide back down.



*Visit our website
to learn more.*





LIGHTHOUSE 1

E01
Ø1000 x 2100mm
tube: fiberglass / stainless steel
130kg



LIGHTHOUSE 2

E02
Ø1000 x 2100mm
tube: fiberglass / stainless steel
130kg




LIGHTHOUSE 3

E03
Ø1000 x 2100mm
90kg



FLYING SAUCER

E04
4410 x 2000 x 2020mm
tube: PVC
slide: fiberglass / stainless steel
290kg



FOX BURROW

E05
1950 x 1820 x 960mm
tube: PVC
1200kg



BUMP

E06
Ø1800 x 520mm
110kg



HILL XL

E07
Ø1660 x 870mm
140kg
E08 (with tube)
Ø1660 x 870mm
tube: PVC / stainless steel
160kg



HILL L

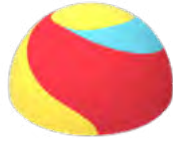
E09
Ø1300 x 600mm
80kg
E10 (with tube)
Ø1300 x 600mm
tube: PVC / stainless steel
100kg





HILL M

E11
 Ø890 x 400mm
 40kg



HILL S

E12
 Ø480 x 240mm
 25kg



CAROUSEL

E13
 Ø2000 x 1050mm
 240kg



HILL ON SPRINGS

E14
 Ø2000 x 1170mm
 195kg




SPACE SHUTTLE

E15
 1400 x 1400 x 2100mm
 tube: fiberglass / stainless steel
 160kg



METEORITE with tube

E16t
 1360 x 1300 x 600mm
 tube: PVC / stainless steel
 120kg



SPIKY HILL


E17-M: 960 x 950 x 470mm, 50kg
 E17-L: 1400 x 1415 x 635, 110kg
 E17-XL: 1780 x 1780 x 930, 185kg



PLANE with pilot / with seat


E18, E18se
 with pilot: 2020 x 2420 x 1160mm
 with seat: 2020 x 2420 x 1060mm
 seat: fiberglass
 200kg












2D EPDM GRAPHICS



The 2D EPDM Graphics are the end of boring rubber surfaces. There are over 200 EPDM Graphics to choose from and we also offer custom on-demand shapes.

All 2D EPDM Graphics are produced with high quality EPDM and UV stable aliphatic polyurethane binder. Our products meet hygienic standards of **EN71** and are free of Polycyclic aromatic hydrocarbons as per **REACH 494/2011**.



*Visit our website
to learn more.*





ACTIVITY




HOPSCOTCH BOY

P01
2580 x 1065mm
1,39m²



HOPSCOTCH GIRL

P02
2450 x 1400mm
1,65m²



PLANT WITH NUMBERS

P03
2930 x 1560mm
1,66m²



TURTLE WITH NUMBERS

P04
3450 x 2600mm
4,37m²



CATERPILLAR

P05
3450 x 2600mm
2,76m²



CENTIPEDE WITH LETTERS

P06
11200 x 1320mm
7,3m²



SNAKE WITH NUMBERS

P07
6500 x 795mm
3,55m²



HOPSCOTCH CROCODILE

P08
6500 x 1780mm
4,95m²



HOPSCOTCH LIZARD

P09
4800 x 1780mm
3,93m²



FLOWER WITH LETTERS

P10
5100 x 2400mm
4,33m²



TRIPLE HOPSCOTCH

P11
5000 x 5000mm
5,76m²



HOPSCOTCH 1

P12
a) 2650 x 850mm,
1,4 m²
b) 3850 x 1250mm,
2,88m²



HOPSCOTCH 2

P13
a) 2400 x 1200mm
1,51m²
b) 3600 x 1800mm
3,43m²




HOPSCOTCH 3

P14
a) 2400 x 1200mm
1,92m²
b) 3600 x 1800mm
4,35m²




HOPSCOTCH 4

P15
a) 2750 x 1200mm
1,68m²
b) 4100 x 1800mm
3,60m²



CHESSBOARD

P16
3200 x 3200mm
10,24m²



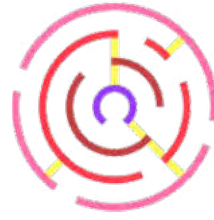
LONG JUMP

P17
a) 935 x 2100mm
1,69m²
b) 935 x 4100mm
3,29m²



JUMP STAR

P18
1400 x 1500mm
1,01m²



MAZE

P19
4200 x 4200mm
4,25m²



JUMP OCTAGON

P20
1450 x 1450mm
1,50m²



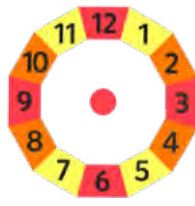
TARGET

P21
940 x 940mm
0,69m²



JUMP CIRCLE

P22
1400 x 1400mm
1,50m²



CLOCK DIAL

P23
1800 x 1800mm
1,48m²



LETTER PYRAMID

P24
2485 x 2275mm
2,88m²



PYRAMID CALCULATOR

P25
2485 x 2275mm
2,88m²



NUMBER, COLOR, SHAPE MATCH

P26
2800 x 1250mm
2,80m²



JUMP CALCULATOR

P27
3165 x 2485mm
3,88m²



LUDO

P28
3875 x 3464mm
5,92m²



SMALL TWISTER

P29
1250 x 810mm
0,42m²



BIG TWISTER

P30
1750 x 1150mm
1,18m²



ANIMALS



BLACK BAT

Z01
810 x 320mm
0,11m²




GREY BAT

Z02
810 x 320mm
0,11m²



EGG

Z03
190 x 290mm
0,04m²



CHICKEN

Z04
420 x 390mm
0,07m²



RABBIT - HEAD

Z05
580 x 570mm
0,17m²



LIZARD

Z06
930 x 580mm
0,25m²



LADYBIRD

Z07
740 x 540mm
0,23m²



MOUSE

Z08
630 x 300mm
0,10m²



OWL

Z09
530 x 880mm
0,31m²



HEDGEHOG

Z10
860 x 870mm
0,47m²



DOG

Z11
410 x 460mm
0,09m²



DOG - HEAD

Z12
570 x 440mm
0,14m²



HORSE

Z13
740 x 660mm
0,24m²



PIG

Z14
720 x 590mm
0,24m²



PIG - HEAD

Z15
460 x 360mm
0,12m²



BEE

Z16
720 x 800mm
0,34m²



CAT

Z17
530 x 510mm
0,11m²



CAT - HEAD

Z18
440 x 380mm
0,12m²



TURTLE

Z19
770 x 780mm
0,34m²



FROG

Z20
790 x 890mm
0,41m²



FROG - HEAD

Z21
430 x 430mm
0,14m²



TIGER

Z22
1350 x 720mm
0,42m²



ZEBRA

Z23
890 x 820mm
0,35m²



FLAMINGO

Z24
890 x 1115mm
0,45m²



TOUCAN

Z25
890 x 650mm
0,24m²



PANDA

Z26
740 x 790mm
0,37m²



DINO

Z27
920 x 610mm
0,20m²



BUTTERFLY

Z28
750 x 640mm
0,33m²



ELEPHANT

Z29
720 x 620mm
0,28m²



HIPPO

Z30
750 x 870mm
0,39m²



SNAKE

Z31
1070 x 710mm
0,20m²



GIRAFFE

Z32
690 x 880mm
0,19m²




GIRAFFE - HEAD

Z33
380 x 570mm
0,17m²



LION

Z34
890 x 1400mm
0,93m²



LION - SMALL

Z35
770 x 600mm
0,30m²



LION - HEAD

Z36
560 x 560mm
0,24m²



MONKEY

Z37
780 x 630mm
0,27m²



MONKEY - HEAD

Z38
560 x 400mm
0,15m²



MARMOT

Z39
650 x 370mm
0,15m²



MOLE

Z40
770 x 620mm
0,26m²



ANT

Z41
435 x 560mm
0,08m²



CAMEL

Z42
920 x 1060mm
0,47m²



WOLF

Z43
870 x 1130mm
0,36m²



WORM

Z44
800 x 550mm
0,13m²



JAWS

Z45
1050 x 865mm
0,50m²



DOLPHIN

Z46
900 x 900mm
0,67m²



T-REX

Z47
975 x 895mm
0,37m²



PENGUIN

Z48
625 x 805mm
0,31m²



PANDA 2

Z49
1130 x 855mm
0,60m²



SURFING BEAR

Z50
1065 x 1075mm
0,57m²



SHEEP

Z51
645 x 945mm
0,34m²

PLANTS



TREE

R01
450 x 470mm
0,10m²



PALM TREE

R02
470 x 440mm
0,06m²



FOUR-LEAF CLOVER

R03
560 x 500mm
0,14m²



THREE-LEAF CLOVER

R04
390 x 380mm
0,07m²



CARROT

R05
500 x 450mm
0,03m²



TULIP

R06
300 x 450mm
0,06m²



APPLE

R07
410 x 430mm
0,12m²



LEMON

R08
360 x 380mm
0,07m²



PLUM

R09
420 x 330mm
0,06m²



BLUE FLOWER

R10
450 x 450mm
0,10m²



YELLOW FLOWER

R11
450 x 450mm
0,10m²



WHITE FLOWER

R12
450 x 450mm
0,10m²



STRAWBERRY

R13
340 x 450mm
0,09m²



WATERMELON

R14
840 x 660mm
0,36m²



BANANA

R15
430 x 350mm
0,05m²



CHERRY

R16
440 x 410mm
0,07m²



PEAR

R17
320 x 450mm
0,08m²



COCONUT

R18
570 x 530mm
0,23m²



ORANGE

R19
420 x 450mm
0,14m²



BIRCH LEAF

R20
460 x 520mm
0,12m²



MAPLE LEAF

R21
550 x 520mm
0,14m²



GINGO LEAF

R22
740 x 610mm
0,23m²



FRAXINUS LEAF

R23
530 x 390mm
0,08m²



OAK LEAF

R24
490 x 530mm
0,13m²



TILLA LEAF

R25
460 x 590mm
0,14m²



CHESTNUT LEAF

R26
570 x 560mm
0,15m²



PIECE OF WOOD 1

R27
900 x 250mm
0,07m²



PIECE OF WOOD 2

R28
1190 x 670mm
0,44m²



PIECE OF WOOD 3

R29
1010 x 310mm
0,20m²



MUSHROOM HOUSE

R30
530 x 675mm
0,24m²



SPRUCE

R31
700 x 850mm
0,23m²



MUSHROOM

R32
385 x 440mm
0,09m²



MR. CACTUS

R33
865 x 1235mm
0,49m²



SPACE AND WEATHER



SATURN

V01
900 x 420mm
0,26m²



COMET

V02
910 x 400mm
0,12m²



MOON

V03
430 x 340mm
0,07m²



SMALL STAR

V04
260 x 260mm
0,02m²



LARGE STAR

V05
480 x 480mm
0,06m²



SUN

V06
a) 890 x 895mm,
0,46m²
b) 515 x 520mm,
0,14m²



RAINBOW

V07
1410 x 820mm
0,57m²



SNOWFLAKE

V08
545 x 475mm
0,10m²



RAINCLOUD

V09
490 x 600mm
0,15m²



ASTEROID

V10
790 x 840mm
0,51m²




SPACE CAT

V11
655 x 680mm
0,25m²



ASTRONAUT

V12
1010 x 910mm
0,43m²



SATELLITE

V13
1340 x 1060mm
0,67m²



TRANSPORT



ONE-WAY STREET

D01
400 x 400mm
0,15m²



NO STOPPING

D02
400 x 400mm
0,12m²



DEAD END STREET

D03
400 x 400mm
0,15m²



NO PARKING

D04
400 x 400mm
0,12m²



PARKING

D05
400 x 400mm
0,15m²



STOP

D06
400 x 400mm
0,13m²



TRAFFIC LIGHT

D07
400 x 150mm
0,06m²



NO ENTRY ONE WAY

D08
400 x 400mm
0,12m²



CURVE TO THE LEFT

D09
390 x 390mm
0,08m²



AHEAD ONLY

D10
400 x 400mm
0,12m²



GIVE WAY

D11
390 x 390mm
0,08m²



NO ENTRY

D12
400 x 400mm
0,12m²



INTERSECTION

D13
390 x 390mm
0,08m²



PRIORITY ROAD

D14
565 x 565mm
0,16m²



CROSSWALK

D15
a) 4x 600 x 150mm,
0,36m²
b) 4x 300 x 100mm,
0,12m²



CENTRE LINE

D16
220 x 70mm
0,01m²



SMALL ARROW

D17
800 x 150mm
0,06m²



LARGE ARROW

D18
1200 x 250mm
0,12m²




SMALL ARROW

D19L, D19R
800 x 130mm
0,05m²



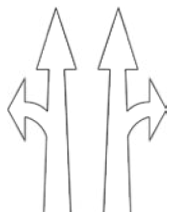
LARGE ARROW

D20L, D20R
1200 x 240mm
0,10m²



SMALL DIVERGE ARROW

D21L, D21R
800 x 280mm
0,08m²



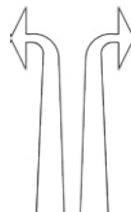
LARGE DIVERGE ARROW

D22L, D22R
1200 x 420mm
0,28m²



SMALL ARROW

D23L, D23R
800 x 200mm
0,07m²



LARGE ARROW

D24L, D24R
1200 x 300mm
0,14m²



CAR

D25
750 x 430mm
0,21m²



BUS

D26
820 x 560mm
0,39m²



TRACTOR

D27
640 x 900mm
0,38m²



SPACESHIP

D28
440 x 920mm
0,22m²



PLANE

D29
750 x 470mm
0,18m²



BIPLANE

D30
630 x 510mm
0,16m²



HOT-AIR BALLOON

D31
410 x 620mm
0,17m²



AIR SHIP

D32
720 x 430mm
0,23m²



CONVERTIBLE

D33
870 x 305mm
0,14m²



SCOOTER

D34
610 x 380mm
0,11m²



CHEQUERED FLAG

D35
450 x 400mm
0,06m²



ROUNDBABOUT

D36
380 x 380mm
0,11m²



FIRE STATION

D37
800 x 515mm
0,29m²



HOSPITAL

D38
535 x 600mm
0,23m²



POLICE STATION

D39
795 x 570mm
0,34m²

SEA WORLD



LARGE FISH 1

K01
1030 x 900mm
0,51m²



LARGE FISH 2

K02
1390 x 960mm
0,83m²



SMALL FISH 1

K03
660 x 490mm
0,23m²



SMALL FISH 2

K04
710 x 440mm
0,19m²



SHARK

K05
1100 x 420mm
0,17m²



WHALE

K06
1120 x 550mm
0,33m²



OCTOPUS

K07
600 x 600mm
0,21m²



SEAHORSE

K08
450 x 480mm
0,11m²



STARFISH

K09
450 x 480mm
0,12m²



CRAB

K10
650 x 380mm
0,12m²



SHELL

K11
440 x 440mm
0,13m²



PIRATE SHIP

K12
890 x 1050mm
0,40m²



SUBMARINE

K13
830 x 680mm
0,27m²



TREASURE CHEST

K14
680 x 450mm
0,21m²



BEACH UMBRELLA

K15
540 x 600mm
0,10m²



RUDDER

K16
645 x 645mm
0,12m²



ANCHOR

K17
450 x 590mm
0,07m²



BARREL

K18
370 x 420mm
0,14m²



LIFEBUOY

K19
490 x 490mm
0,13m²



SAILBOAT

K20
825 x 1280mm
0,61m²

SMILEYS



SAD

S01
400 x 400mm
0,13m²



BOY

S02
400 x 400mm
0,13m²



LADY

S03
400 x 400mm
0,13m²



SMILE

S04
400 x 400mm
0,13m²



MR. MUSTACHE

S05
400 x 400mm
0,13m²



WINK

S06
400 x 400mm
0,13m²



NERD

S07
400 x 400mm
0,13m²



WINK WITH TONGUE

S08
400 x 400mm
0,13m²



LAUGH

S09
400 x 400mm
0,13m²



COOL

S10
400 x 400mm
0,13m²



GRIN

S11
400 x 400mm
0,13m²



GRANDMA

S12
580 x 510mm
0,15m²



PRINCE

S13
400 x 480mm
0,14m²



PRINCESS

S14
570 x 520mm
0,17m²



IN LOVE

S15
400 x 400mm
0,13m²



GRANDPA

S16
480 x 470mm
0,13m²



FOOTPRINTS



BEAR

T01
210 x 220mm
(one footprint)



DUCK

T02
100 x 100mm
(one footprint)



CAT

T03
170 x 155mm
(one footprint)



GRIZZLY

T04
110 x 210mm
(one footprint)



LION

T05
150 x 150mm
(one footprint)



DOG

T06
120 x 165mm
(one footprint)



COW

T07
110 x 130mm
(one footprint)



RHINO

T08
140 x 160mm
(one footprint)



FOX

T09
100 x 100mm
(one footprint)



CROW

T10
120 x 190mm
(one footprint)



SHOEPRINT

T11
100 x 250mm
(one footprint)



BAREFOOT

T12
100 x 280mm
(one footprint)

SPORT



FOOTBALL

B01
395 x 395mm
0,12m²



BASKETBALL

B02
395 x 595mm
0,12m²



RUGBY BALL

B03
490 x 340mm
0,11m²



VOLLEYBALL

B04
395 x 395mm
0,12m²



BEACH BALL

B05
395 x 395mm
0,12m²

FOOD



BURGER

J01
700 x 510mm
0,29m²



SOFT DRINK

J02
770 x 420mm
0,20m²



ICE CREAM

J03
330 x 710mm
0,12m²



LOLLIPOP

J04
310 x 545mm
0,08m²



PIZZA

J05
530 x 545mm
0,16m²

OTHER



TRIANGLE

A01
360 x 320mm
0,05m²



SQUARE

A02
330 x 330mm
0,10m²



CIRCLE

A03
400 x 400mm
0,12m²



SEMICIRCLE

A04
500 x 250mm
0,10m²



RECTANGLE

A05
455 x 275mm
0,12m²



STAR

A06
300 x 340mm
0,05m²



HEXAGON

A07
310 x 320mm
0,08m²



ELLIPSE

A08
450 x 220mm
0,08m²



KING

A09
290 x 680mm
0,15m²



QUEEN

A10
250 x 630mm
0,12m²



CASTLE TOWER

A11
320 x 800mm
0,12m²



SPLASH

A12
1425 x 1075mm
0,55m²



KEY

A13
550 x 270mm
0,08m²



CHICKEN DRUMSTICK

A14
290 x 580mm
0,09m²



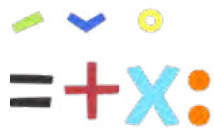
FIRE

A15
440 x 670mm
0,18m²



ALPHABET

A16
height of letters:
200mm



DIACRITICS

A17
height of letters:
various



NUMBERS

A18
height of numbers:
200mm, 410mm



STONES

(set of nine)

A19
a) 200 x 250mm, 0,04m²
b) 610 x 370mm, 0,16m²



DOT

A20
100 x 100mm
0,01m²




SNOWMAN

A21
910 x 640mm
0,37m²



GHOST

A22
740 x 875mm
0,40m²



CRAYON

A23
195 x 720mm
0,12m²



PAINT BRUSH

A24
330 x 750mm
0,14m²



VOLCANO

A25
1330 x 870mm
0,70m²



BALLOON

A26
350 x 270mm
0,07m²



BOMB

A27
300 x 385mm
0,07m²



BRIDGE

A28
1257 x 925mm
0,50m²




BUBBLES


A29-2: Ø200mm, 0,03 m²
A29-3: Ø300mm, 0,07 m²
A29-4: Ø400mm, 0,12 m²









MAY GREEN
RAL 6017



RESEDA GREEN
RAL 6011



SIGNAL GREEN
RAL 6032



EGGSHELL
RAL 1015



YELLOW
RAL 1012




BEIGE
RAL 1001



**EARTH
YELLOW**
RAL 1006




BROWN
RAL 8024




LIGHT GREY
RAL 7036



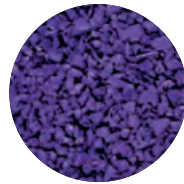
TEAL
RAL 5024




RAINBOW BLUE
RAL 5017




CAPRI BLUE
RAL 5019



PURPLE
RAL 4005



PINK
RAL 4003




ROSE
RAL 3017




RED
RAL 3016




ORANGE
RAL 2004




PEARL
RAL 1013




BLACK
RAL 9004




AQUA MIX
PURPLE, TEAL,
MAY GREEN



SKY MIX
TEAL, PEARL,
RAINBOW BLUE



FIRE MIX
ORANGE, RED,
YELLOW




SAND MIX
YELLOW, BEIGE,
EGGSHELL



GRASS MIX
PEARL, MAY GREEN,
SIGNAL GREEN



CANDY MIX
PINK, TEAL,
EGGSHELL



3D PROGRAM, s.r.o.

INFO@3DPROGRAM.EU

+420 602 500 045

OBJÍZDNÁ 1911, 765 02, OTROKOVICE

CZECH REPUBLIC

